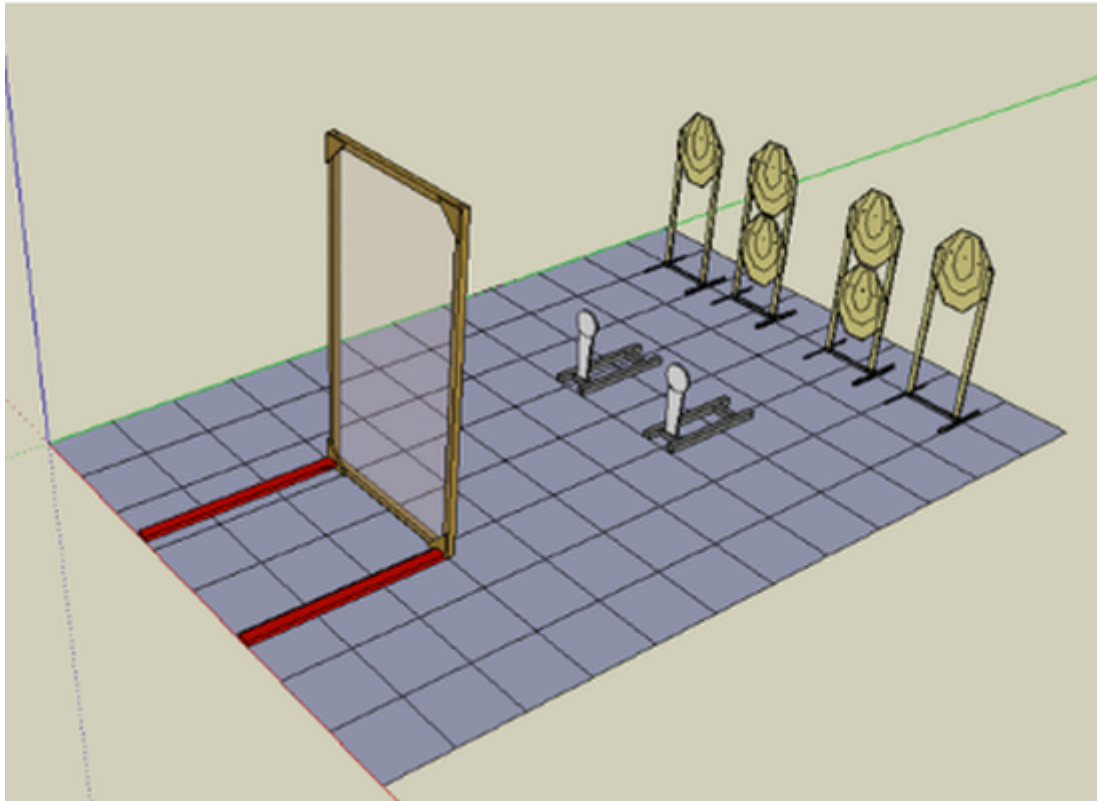


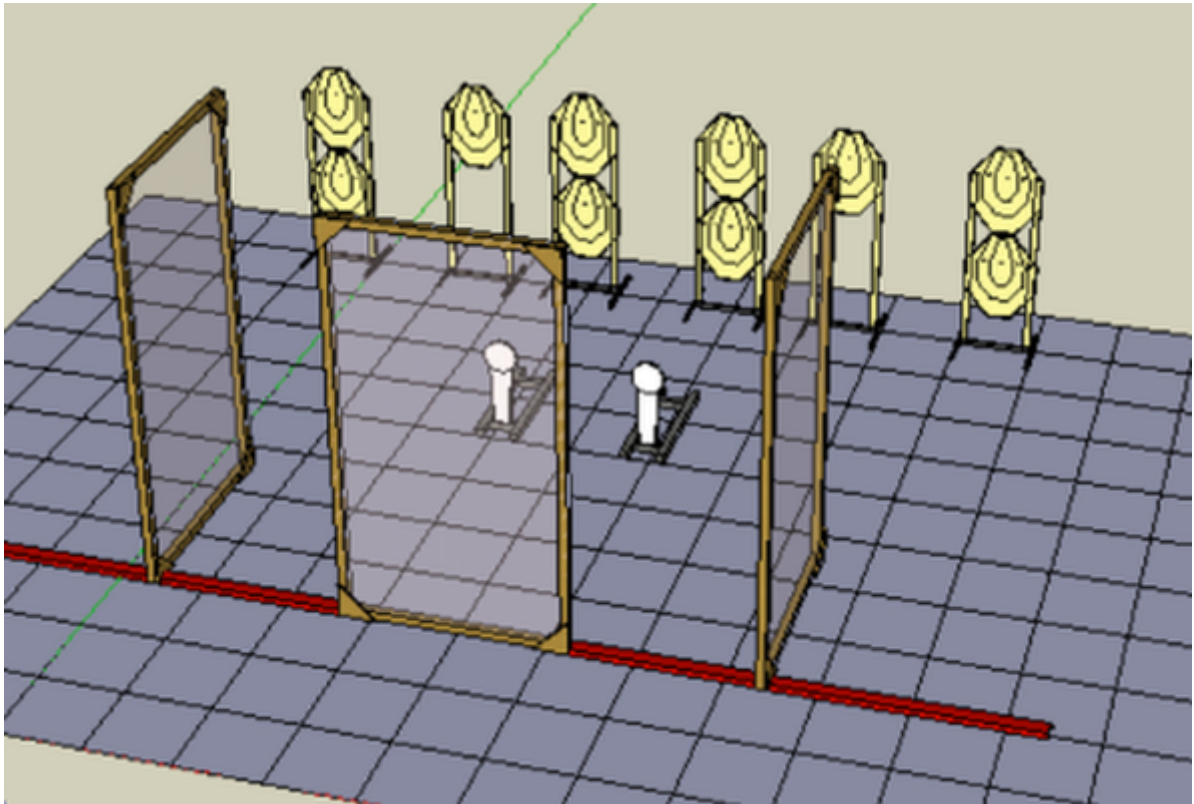
1. Behind the Barricade



CoF	Comstock, Medium course	Firearm	Action Air
Targets	6 paper, 2 popper, Total 8 targets	Min rounds	14
Points	70 p	Match-%	17.00%

Procedure	On the audible signal, shoot all targets to the right of the centre line strong hand only unsupported and all targets to the left of the centre line left hand only unsupported. There is a compulsory magazine change between left and right hand shooting. You must shoot from behind the barricade and between the charge lines
Start position	Standing anywhere behind barricade facing down range, Gun completely unloaded in holster
Start on	Audible signal
Stop on	Last shot
Penalties	As per current edition of rules
Safety angles	L/R
Setup notes	The grid is based on a half meter square grid, barricades are minimum 1.2m wide. Top of tall targets 1.8m

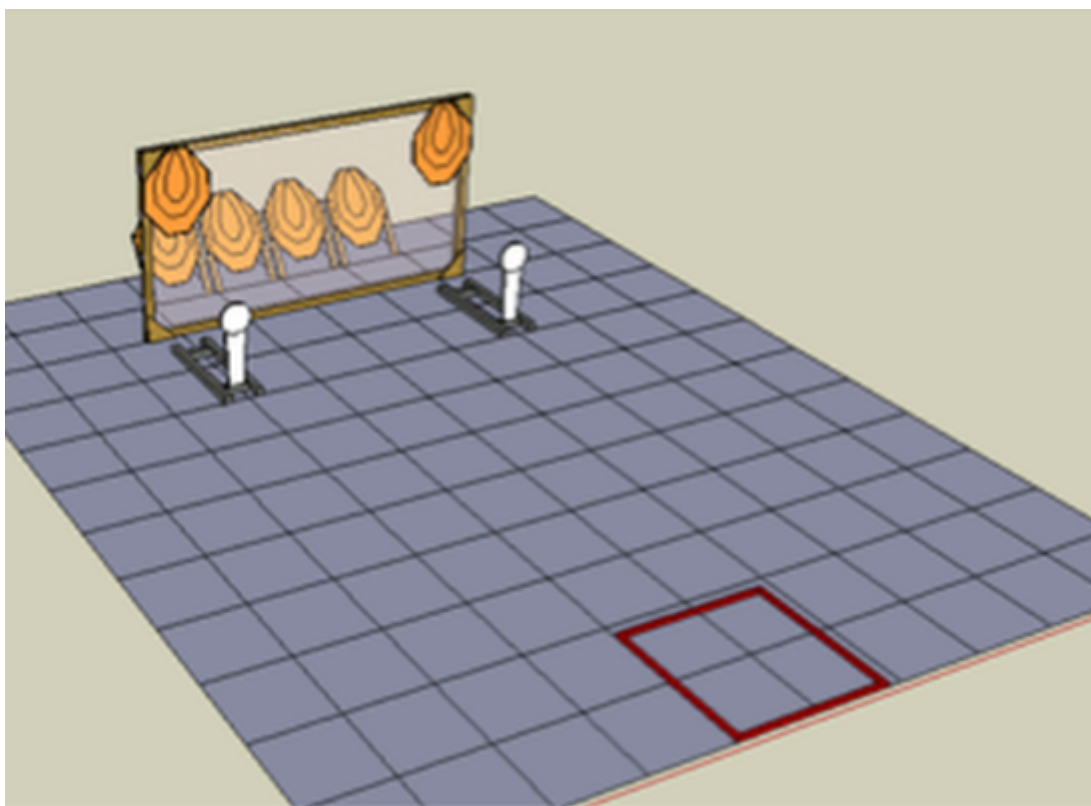
2. Down the line



CoF	Comstock, Medium course	Firearm	Action Air
Targets	10 paper, 2 popper, Total 12 targets	Min rounds	22
Points	110 p	Match-%	28.00%

Procedure	On the audible signal, engage all targets freestyle, barricades run to infinity.
Start position	Gun loaded & holstered start facing up range, heels against middle of centre barricade
Start on	Audible signal
Stop on	Last shot
Penalties	As per current edition of rules
Safety angles	L/R
Setup notes	Add targets charge lines and barricades to stage 1. use charge lines on floor if barricades are not available to reach back of range. You cannot fire across the line of barricades

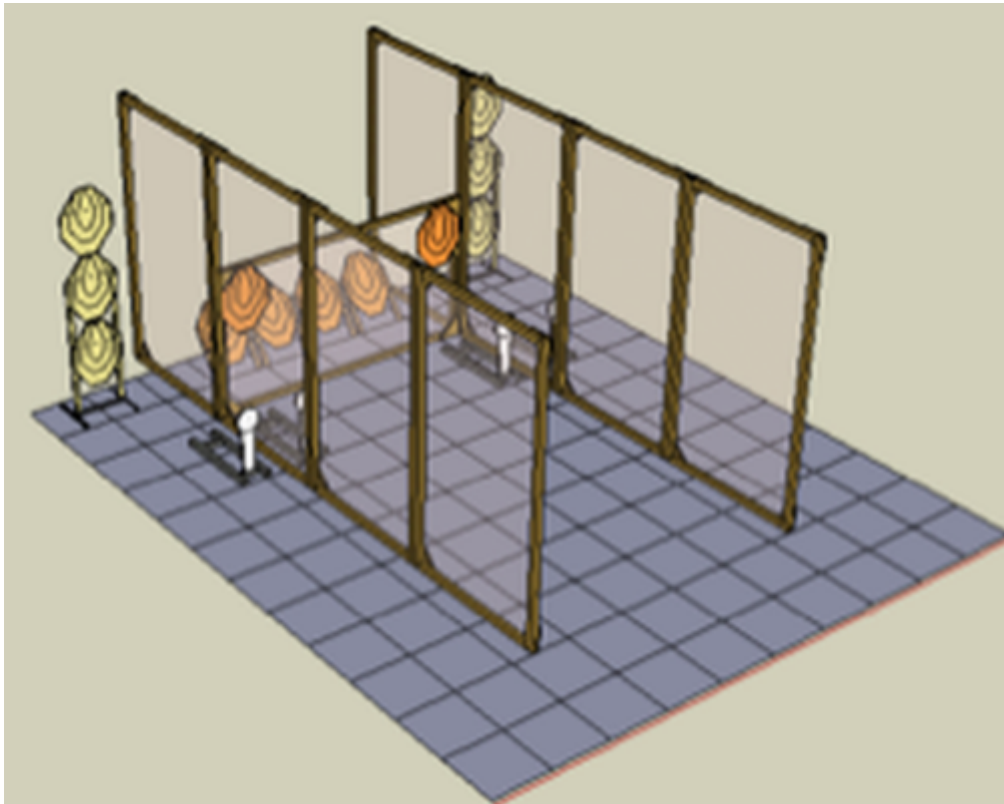
3. I'm hiding



CoF	Comstock, Medium course	Firearm	Action Air
Targets	6 paper, 2 popper, Total 8 targets	Min rounds	14
Points	70 p	Match-%	17.00%

Procedure	On the audible signal, engage targets on front of barricaded and 2 poppers, then move forward and engage targets behind barricade. Any shot fired at front targets outside designated shooting area will incur 1 procedural penalty per shot fired. There is a compulsory magazine change between 1st and last shot
Start position	Gun loaded & holstered facing down range in Designated shooting area in surrender position
Start on	Audible signal
Stop on	Last shot
Penalties	As per current edition of rules
Safety angles	L/R
Setup notes	Grid based on half meter squares, barricade must be at least 1.2 meters high. Barricade must be covered so targets behind are not visible through it. Bottom targets, bottom max 50mm off ground and raked back 45degrees

4. Change, Change Change your mags



CoF	Comstock, Long course	Firearm	Action Air
Targets	12 paper, 4 popper, Total 16 targets	Min rounds	28
Points	140 p	Match-%	35.00%

Procedure	Start standing in middle of centre barricade, back of legs touching barricade facing up range. On the Audible signal, engage all targets freestyle. You must carry out 2 magazine changes, of which you fire at least 1 round, between the first and last shots.
Start position	Gun loaded & holstered
Start on	Audible signal
Stop on	Last shot
Penalties	As per current edition of rules
Safety angles	L/R
Setup notes	Add barricades, targets and poppers to stage 3