



UKPSA

Postal League

For

Long Barrelled

Firearms

2018

Get Involved
Free to Enter
Fun Practical
shooting for
your club



Four Rounds

16 Stages in Total

Easy to set up

Ideal for the club
environment



www.ukpsa.co.uk/postalleagues

The 2018 UKPSA Postal League for Long Barrelled Firearms.

This Postal League is open to all shooters and is free to enter. It is made up of four rounds and each will have four stages. Each round will require 50 rounds minimum. Stages will be simple to set up, with common props, screens and apertures. Some of the stages are standard exercises. The league is ideal for a club practice session or as part of a match.

Team entries will also be accepted for 2018, again free to enter. Three or four team members, all shooting the same division, with the best three scores to count. All team members must be from the same club and should shoot all four rounds to achieve the best scores.

Administration

If you are the club organiser, make sure you fill in the **Club Contacts Form** and ensure you have one (or two) contacts. These **must** have an email address. The second form is a **Team Registration Form**. Fill one of these in for each team. The final form is **Competitor Registration Form**, and I require one of these for each competitor. There are two on the page to save you paper. I only require this the **first time** a competitor shoots, unless he/she changes division, e.g. gun out of action or a new gun, in which case they will be treated as a new competitor. Complete these forms and send with your Round 1 score sheets.

Score sheets for Round 2 are also attached. After Round 1 competitor numbers will be allocated. Please use this number for subsequent rounds.

Each round will take place as follows

Round 1 *** Complete ***

Round 3 in **July & August**

Round 2 in **May & June**

Round 4 in **September & October**

Scores will be calculated at the end of each round and results will be posted onto the UKPSA web site, Forum, and emailed to **Club Contacts**. At the conclusion of Round 4 overall winners of each competition will be declared. Divisions recognised are

| | |
|-------------------------------------|--------------------|
| LBR (Long Barrelled Revolver) | Standard and Open |
| LBP (Long Barrelled Pistol) | Standard and Open |
| CF (Centre Fire) Lever Action Rifle | Standard and Open |
| MR (Mini Rifle i.e Rim Fire) Rifle | Standard and Open. |

Trophies will be awarded in each Division as follows. Over 15 entries, 1st to 3rd. 10 – 14 entries 1st & 2nd. 5 – 9 entries 1st only. Less than 5, no trophy awarded.

Competitors may only shoot **one** division for score. Please note that your **first attempt** must be used for your official score. This does not prevent re-shooting in another division for a fun, but please don't send in any scores.

The stages may be shot at any time within the two month period for each round. An RO and a witness are required to verify the competitor's score. All scores are to be recorded on the individual score sheets **OR** the summary score sheet which will be published with the stages. The summary sheet is an Excel spreadsheet (and a pdf for those without Excel) which you may fill in and email to me. This will be necessary if you use a scoring 'app' that doesn't have a printout facility. **I must have the number of 'A's 'C's etc - a single total is not acceptable.**

The stages will be posted out at the start of each round. Scores must be submitted to arrive not later than 5 days after the last day of each round. **Ensure you have a copy of your scores in case they get lost in the post** (as happened to one team in 2016).

All the stages are simple to set up and organisers are asked to keep to the measurements given. Targets will be **IPSC (full size) or Mini Targets (2/3)** either full or partial. These are available from Double Alpha Academy.

Visit <http://www.doublealpha.biz/targets-tape.htm> to order targets and patches.

If you have any queries about the Postal League then please contact the UKPSA LBR Postal League Competition Secretary, Alan Wragg, via alan_wragg@talk21.com

**UKPSA LBF Postal League 2018
Club Contact(s) Form**

Club Name _____

Name (1) _____ **Email** _____

Name (2) _____ **Email** _____

Please enter the name(s) and email address(es) of your club contact(s) for this year. These are the only people I will contact by email with results and any queries.

I only require this form for the FIRST round that you club shoots.

Note: If further clarification is required, call Alan Wragg on 01403 240609 (but be prepared to leave a message).

**UKPSA LBF Postal League 2018
Team Registration Form**

Please note: a Competitor Registration Form is required for every competitor, whether in a team or not.

Club Name _____

UKPSA affiliated club Y/N _____ **If Y, club membership No.** _____

Team Name _____

Team members' names

1) _____ 2) _____

3) _____ 4) _____

| | | | | |
|-----------------|--------------------------|--------------------------|----------------------|--------------------------|
| Division | LBR Standard | <input type="checkbox"/> | LBR Open | <input type="checkbox"/> |
| | LBP Standard | <input type="checkbox"/> | LBP Open | <input type="checkbox"/> |
| | LA Rifle Standard | <input type="checkbox"/> | LA Rifle Open | <input type="checkbox"/> |
| | MR Rifle Standard | <input type="checkbox"/> | MR Rifle Open | <input type="checkbox"/> |

UKPSA LBF Postal League 2018

Competitor Registration Form

(Only required the first time a competitor shoots in a division)

Name _____ Club _____

UKPSA member Y/N ____ If Y, UKPSA membership No. _____

Senior (50 - 59) Super Senior (60 and over)

Division LBR Standard LBR Open

LBP Standard LBP Open

LA Rifle Standard LA Rifle Open

MR Rifle Standard MR Rifle Open

Maj/Min _____ (only applicable to centre-fire firearms)

Note: If you are unsure of which division or what Maj/Min are, first talk to the person at your club who is running this for you. If further clarification is required, call Alan Wragg on 01403 240609 (but be prepared to leave a message) or email me.

UKPSA LBF Postal League 2018

Competitor Registration Form

(Only required the first time a competitor shoots in a division)

Name _____ Club _____

UKPSA member Y/N ____ If Y, UKPSA membership No. _____

Senior (50 - 59) Super Senior (60 and over)

Division LBR Standard LBR Open

LBP Standard LBP Open

LA Rifle Standard LA Rifle Open

MR Rifle Standard MR Rifle Open

Maj/Min _____ (only applicable to centre-fire firearms)

Note: If you are unsure of which division or what Maj/Min are, first talk to the person at your club who is running this for you. If further clarification is required, call Alan Wragg on 01403 240609 (but be prepared to leave a message) or email me.

Alternative Start Position for handguns (Tyro)

Some clubs forbid the drawing of a loaded handgun from a holster, and some, especially new, shooters may feel uncomfortable with it. To allow for this an alternative start position is allowed. Instead of starting with the gun in the holster, the shooter starts with gun in the strong hand with elbow touching side and forearm parallel to the ground, finger outside trigger guard. The weak arm is hanging naturally by side.

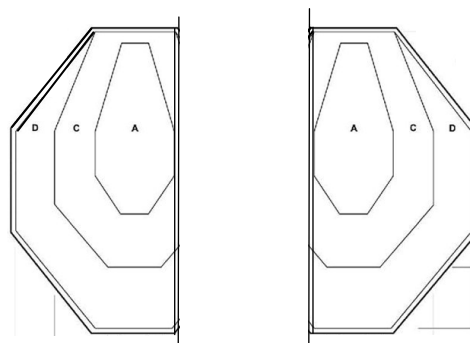
Non-holstered starts, e.g. gun placed on table, remain the same for all shooters.

Round 2 Stage Construction Notes

- 1) 'IPSC target' is the standard (450 x 570mm), 'IPSC Mini target' is 2/3 size.
- 2) Partial targets should have the cut line 5mm from scoring line.
- 3) Unless otherwise specified, top of all targets is 1.7m from floor.
- 4) Shooting boxes are 600 x 600mm (2 x 2ft). Ideally, made from 50 x 50mm wood.
- 5) Distance to targets is from front of box or to rear of table, i.e. shooter's side.
- 6) Distances between boxes is centre to centre.

Stage 5

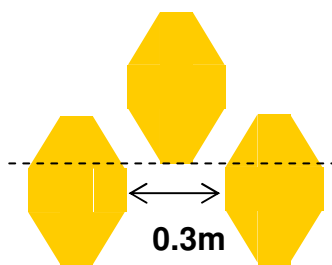
- 1) Chair is any rigid type without arms.
- 2) Magazine is IPSC Mini target held horizontally.
- 3) Screen is 600mm wide 2m high, e.g. hardboard. Objective is to make shooter shoot round it, it doesn't need to extend below the table surface height.



Partial targets T1 and T5

Stage 6

- 1) Target array positioning



Stage 7

This is Stage 5 and 6 targets combined minus the full IPSC target.

Stage 8

This is Stage 7 targets with N/S 1 placed between T9 and T11 and an additional array of four shoot and one N/S added.

The four targets are edge to edge as shown with the no shoot horizontal and centrally aligned with T5 and T8.



Note: If further clarification is required, call Alan Wragg on 01403 240609 (but be prepared to leave a message) or email alan_wragg@talk21.com

UKPSA LBF Postal League 2018

Round 2 Score Sheet



Name _____

No. _____

Class

| | | | | | | | |
|-------|--|-------|--|------|--|------|--|
| LBR S | | LBP S | | LA S | | MR S | |
| LBR O | | LBP O | | LA O | | MR O | |

Stage 5

| | A | C | D | MISS |
|-----|---|---|---|------|
| T1 | | | | |
| T2 | | | | |
| T3 | | | | |
| T4 | | | | |
| T5 | | | | |
| TOT | | | | |

| | |
|------|--|
| TIME | |
|------|--|

| | |
|-------------|--|
| Proc Errors | |
|-------------|--|

Stage 7

| | A | C | D | MISS |
|-----|---|---|---|------|
| T1 | | | | |
| T2 | | | | |
| T3 | | | | |
| T4 | | | | |
| T5 | | | | |
| T6 | | | | |
| T7 | | | | |
| TOT | | | | |

| | |
|------|--|
| TIME | |
|------|--|

| | |
|-------------|--|
| Proc Errors | |
|-------------|--|

Stage 6

| | A | C | D | MISS |
|-----|---|---|---|------|
| T1 | | | | |
| T2 | | | | |
| T3 | | | | |
| TOT | | | | |

| | |
|------|--|
| TIME | |
|------|--|

| | |
|-------------|--|
| Proc Errors | |
|-------------|--|

Stage 8

| | A | C | D | MISS |
|-----|---|---|---|------|
| T1 | | | | |
| T2 | | | | |
| T3 | | | | |
| T4 | | | | |
| T5 | | | | |
| T6 | | | | |
| T7 | | | | |
| T8 | | | | |
| T9 | | | | |
| T10 | | | | |
| T11 | | | | |
| TOT | | | | |

| | |
|------|--|
| TIME | |
|------|--|

| | | | |
|-------------|--|-----|--|
| Proc Errors | | N/S | |
|-------------|--|-----|--|

Competitor Sign _____

RO Sign _____

Witness Sign _____

Date _____

Post to:-

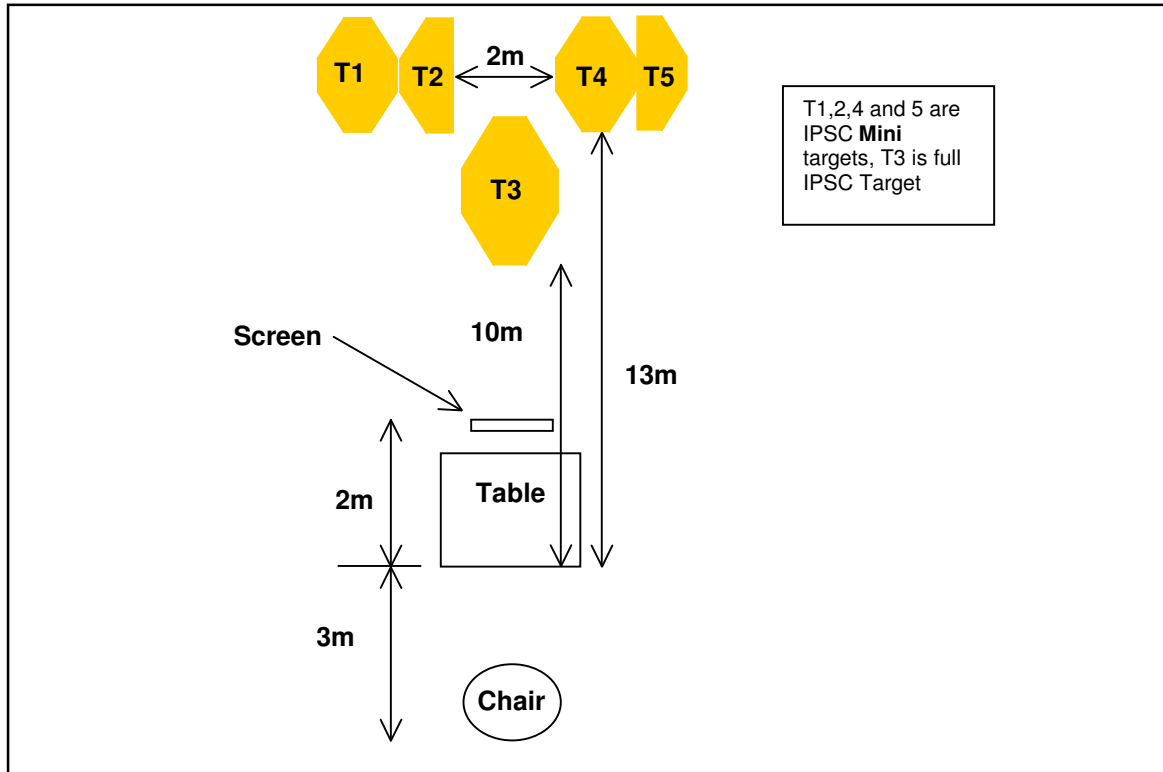
OR

Email to:-

UKPSA LBF Competition Secretary,
35, Singleton Road,
Broadbridge Heath,
Horsham, West Sussex,
RH12 3NP

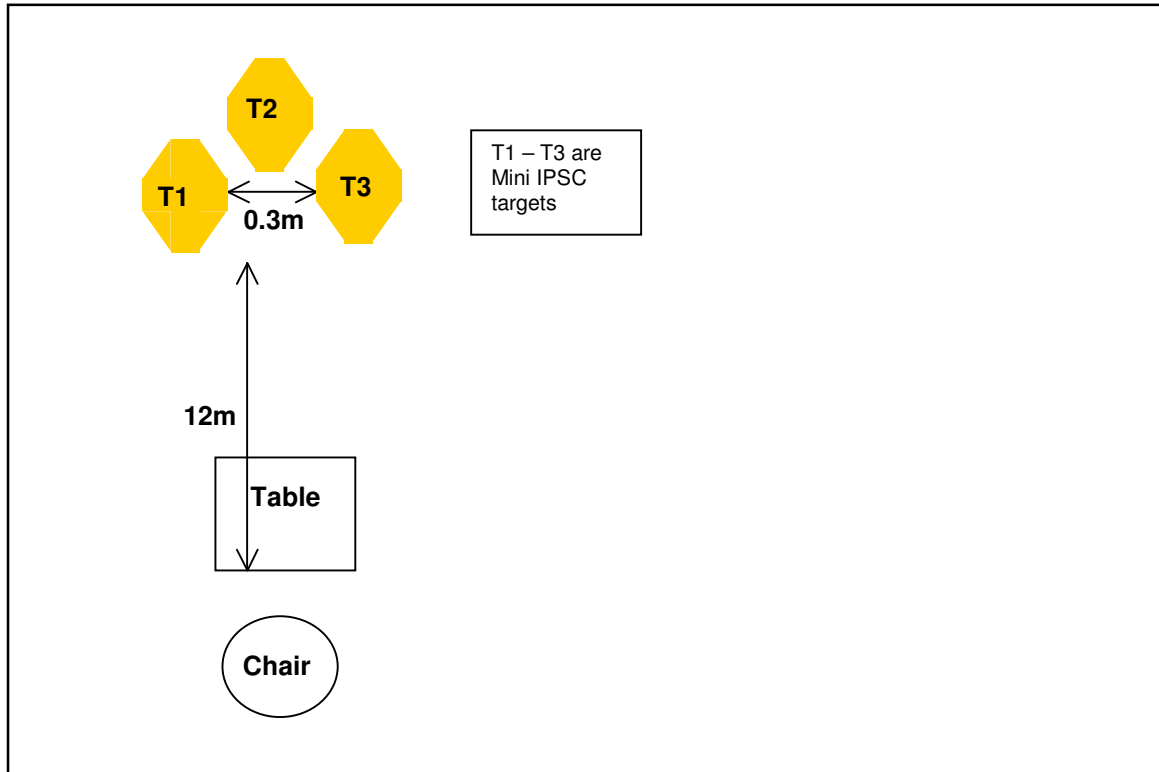
alan_wragg@talk21.com

(either as a .pdf or a .jpg file)

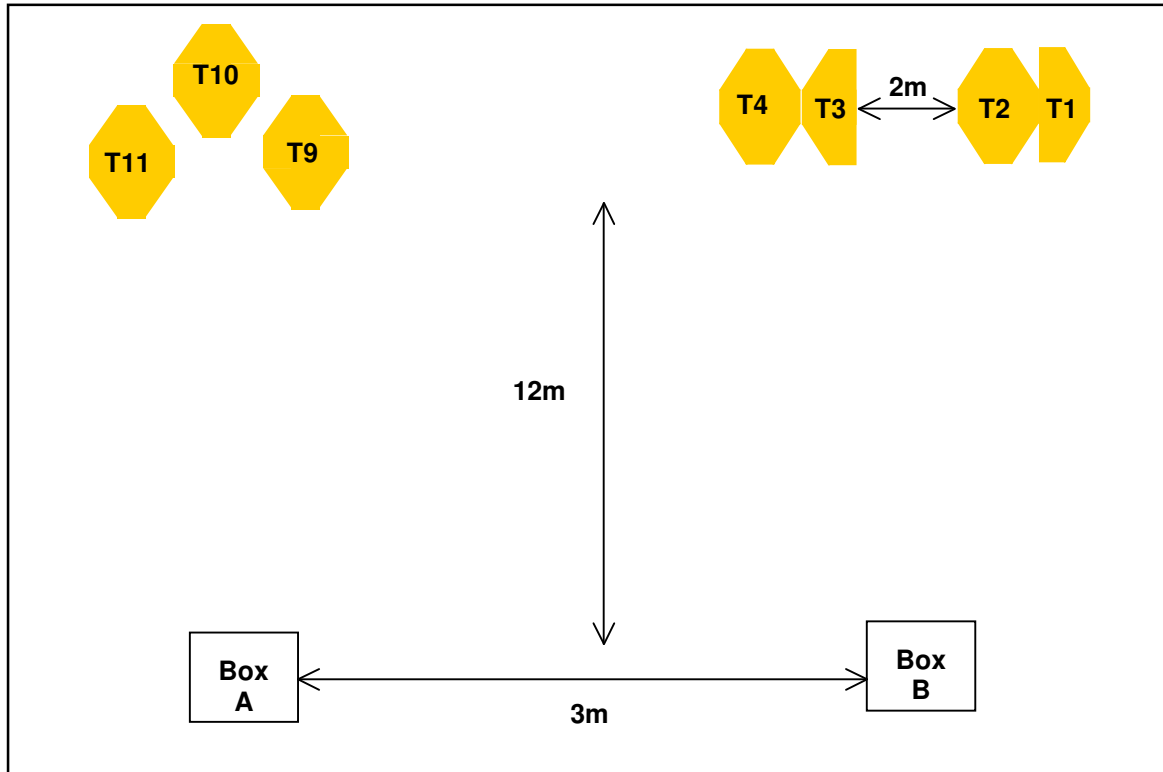


STAGE 5 INFO

| | | | |
|------------------------|--|------------------------|--|
| TYPE: | Short course. | TARGETS: | 4 x IPSC Mini Targets (2/3) 1 x IPSC Full Size Target |
| SCORING: | Comstock. | MINIMUM ROUNDS: | 5 Rounds |
| DISTANCES: | 10-13m | MAX POINTS: | 25 Points. |
| START: | Audible signal | PENALTIES: | As per current edition of IPSC Rule Book. |
| STOP: | Last shot. | | |
| START POSITION: | Sat on chair, reading magazine (held in front of eyes). Unloaded gun, placed wholly on table in line with centre of screen. If gun is longer than table, butt to be completely on, barrel may overhang. All ammunition required for the stage to be on the shooter or the table, but may not be held in hands. | | |
| PROCEDURE: | On the start signal, load and engage all targets with a minimum of one shot on each. T1 and T2 must be taken round left side of screen, T4 and T5 round right side. T3 can be taken from either side. | | |
| DESIGN NOTES: | Distance is to rear of table, i.e. shooter's side for screen and targets, and from rear of table to rear of chair. | | |
| BRIEFING NOTES: | Safety Angles: 90 / 90 / 90. (MAR may be used) | | |

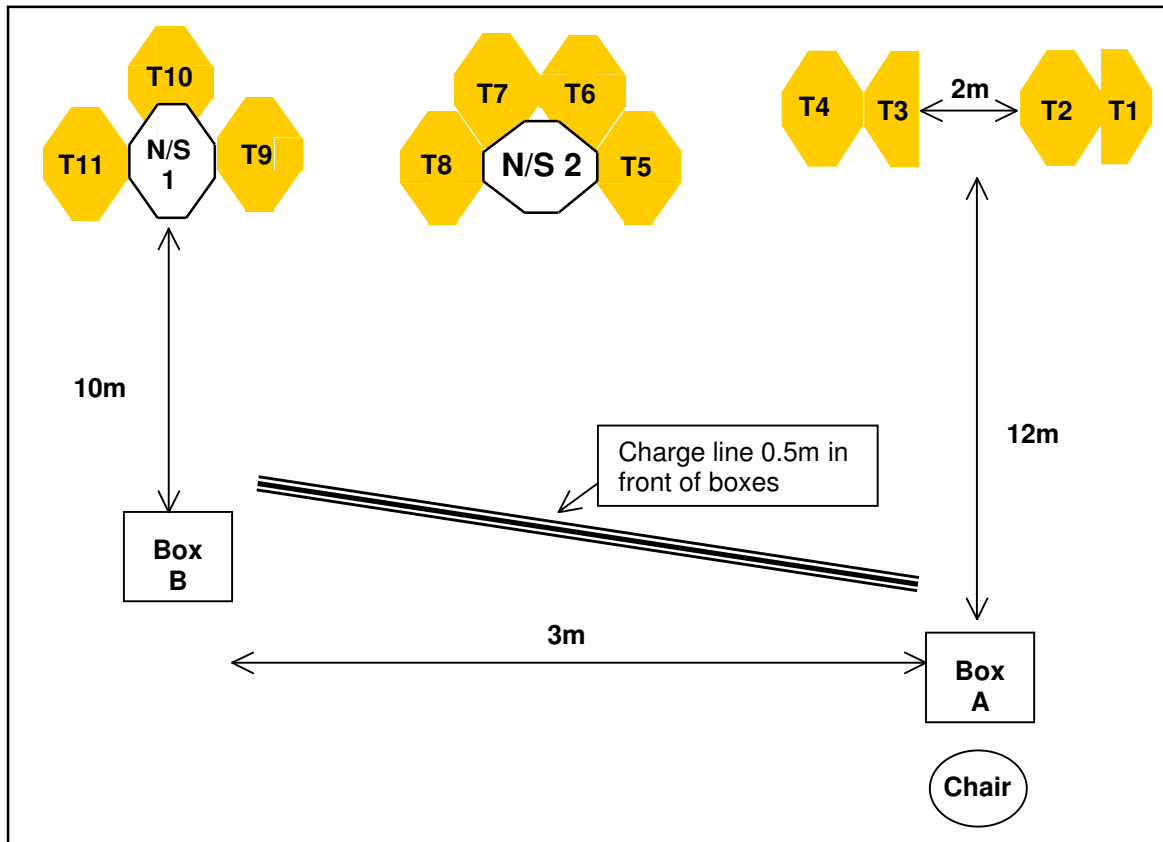


| STAGE 6 INFO | | | |
|------------------------|--|------------------------|---|
| TYPE: | Standard. | TARGETS: | 3 Mini IPSC |
| SCORING: | Comstock. | MINIMUM ROUNDS: | 9 |
| DISTANCE: | 10m | MAX POINTS: | 45 |
| START: | Audible signal | PENALTIES: | As per current edition of IPSC Rule Book. |
| STOP: | Last shot. | | |
| START POSITION: | Sat on chair, hands flat on knees. Loaded gun placed wholly on table. If gun is longer than table, butt to be completely on, barrel may overhang. | | |
| PROCEDURE: | On the start signal, shoot all targets with a maximum of two shots on each from sitting position. Reload with a minimum of one round and engage all targets freestyle with a minimum of one shot on each. | | |
| DESIGN NOTES: | | | |
| BRIEFING NOTES: | Safety Angles: 90 / 90 / 90. (MAR may be used) | | |



STAGE 7 INFO

| | | | |
|------------------------|---|------------------------|---|
| TYPE: | Medium course. | TARGETS: | 7 x IPSC Mini Targets (2/3). |
| SCORING: | Comstock. | MINIMUM ROUNDS: | 14 Rounds |
| DISTANCES: | 12m | MAX POINTS: | 70 Points. |
| START: | Audible signal | PENALTIES: | As per current edition of IPSC Rule Book. |
| STOP: | Last shot. | | |
| START POSITION: | Standing upright in Box A, Handguns - Gun loaded and in holster with arms hanging naturally by your sides. Rifles – loaded and held in two hands at hip level and parallel to the ground. | | |
| PROCEDURE: | On the start signal, engage all targets with a minimum of two shots on each. Targets T1 – T3 must be taken from Box A, T4 – T7 from Box B. | | |
| DESIGN NOTES: | This is stages 5 and 6 with the full IPSC target removed. | | |
| BRIEFING NOTES: | Safety Angles: 90 / 90 / 90. (MAR may be used) | | |



| STAGE 8 INFO | | | |
|------------------------|--|------------------------|---|
| TYPE: | Medium course. | TARGETS: | 11 x IPSC Mini Targets (2/3). |
| SCORING: | Comstock. | MINIMUM ROUNDS: | 22 Rounds |
| DISTANCES: | 10m – 12m | MAX POINTS: | 110 Points. |
| START: | Audible signal | PENALTIES: | As per current edition of IPSC Rule Book. |
| STOP: | Last shot. | | |
| START POSITION: | Sat on chair which is 1m behind Box A Handguns - Gun loaded and in holster with hands on knees. Rifles – loaded and held in strong hand at knee level and parallel to the ground. Weak hand on (weak) knee. | | |
| PROCEDURE: | On the start signal, move to Box A and engage all targets with a minimum of two shots on each. Targets T1 - T4 must be taken from Box A, and T9 - T11 from Box B. Targets T5 - T8 must be taken after leaving Box A but before entering Box B. | | |
| DESIGN NOTES: | See Round 2 Stage Construction Notes for details. | | |
| BRIEFING NOTES: | Safety Angles: 90 / 90 / 90. (MAR may be used) | | |